

FLOOD LIGHT SERIES



LED FLOOD LIGHT


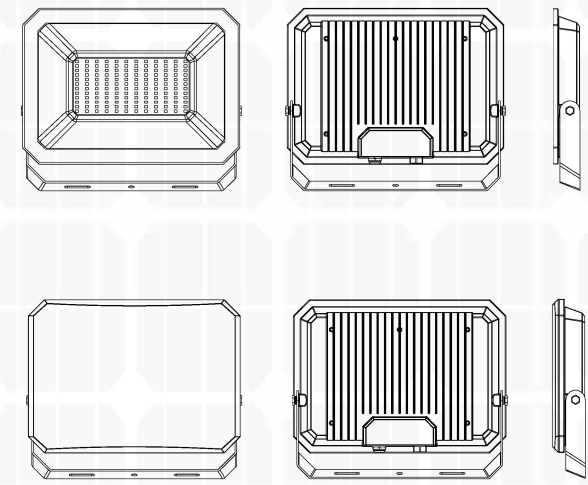


EK03 SERIES

10W 20W 30W 50W 100W
150W 200W



FLOOD LIGHT SERIES



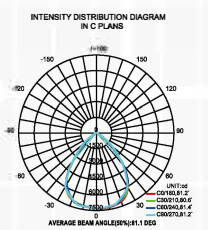
PRODUCT ADVANTAGES AND FEATURES

- Integrated cooling design, elegant, efficient
- Streamline design, beautiful appearance, no accumulation
- ADC12# die-casting aluminum case, excellent heat dissipation performance, durable
- Professional outdoor painting, stainless steel components, excellent anti-corrosion and anti-rusting performance, widely used in different environment
- Light transmittance up to 94%, easy to improve in the future

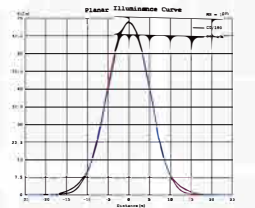


Product Technical Parameters

Model	Luminous	Power factor	SPD
Ek03 10W	100-110lm/W	0.9	>2KV
Ek03 20W	100-110lm/W	0.9	>2KV
Ek03 30W	100-110lm/W	0.9	>2KV
Ek03 50W	100-110lm/W	0.9	>4KV
Ek03 100W	100-110lm/W	0.9	>6KV
Ek03 150W	100-110lm/W	0.9	>8KV
Ek03 200W	100-110lm/W	0.9	>8KV



100W-Light Distribution Curve



100W-Lux Distance Curve

LED FLOOD LIGHT

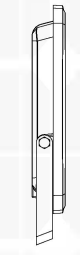
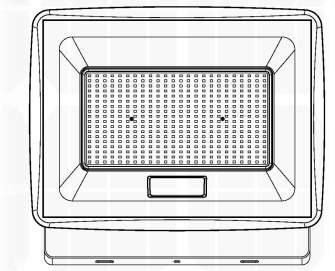


EK02 SERIES

10W 20W 30W 50W 100W
150W 200W 300W



FLOOD LIGHT SERIES



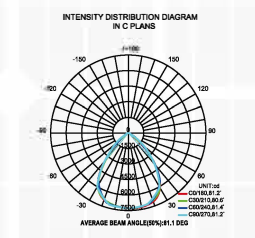
PRODUCT ADVANTAGES AND FEATURES

- Integrated cooling design, elegant, efficient
- Streamline design, beautiful appearance, no accumulation
- ADC12# die-casting aluminum case, excellent heat dissipation performance, durable
- Professional outdoor painting, stainless steel components, excellent anti-corrosion and anti-rusting performance, widely used in different environment
- Light transmittance up to 94%, easy to improve in the future



Product Technical Parameters

Model	Luminous	Power factor	SPD
EK02 10W	100-110lm/W	>0.9	>2KV
EK02 20W	100-110lm/W	>0.9	>2KV
EK02 30W	100-110lm/W	>0.9	>2KV
EK02 50W	100-110lm/W	>0.9	>4KV
EK02 100W	100-110lm/W	>0.9	>6KV
EK02 150W	100-110lm/W	>0.9	>8KV
EK02 200W	100-110lm/W	>0.9	>8KV
EK02 300W	100-110lm/W	>0.9	>10KV



100W-Light Distribution Curve



100W-Lux Distance Curve

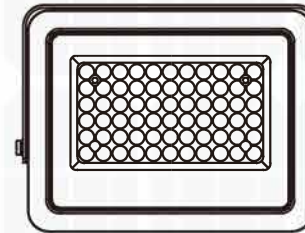
LED FLOOD LIGHT

BK02 SERIES

10W 20W 30W 50W 100W
150W 200W




FLOOD LIGHT SERIES



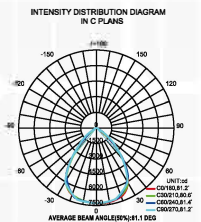
PRODUCT ADVANTAGES AND FEATURES

- Integrated cooling design, elegant, efficient
- Streamline design, beautiful appearance, no accumulation
- ADC12# die-casting aluminum case, excellent heat dissipation performance, durable
- Professional outdoor painting, stainless steel components, excellent anti-corrosion and anti-rusting performance, widely used in different environment
- Light transmittance up to 94%, easy to improve in the future

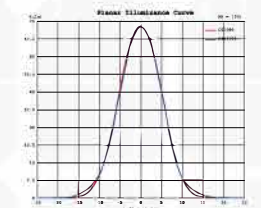


Product Technical Parameters

Model	Luminous	Power factor	SPD
BK02 10W	100-110lm/W	>0.9	>2KV
BK02 20W	100-110lm/W	>0.9	>2KV
BK02 30W	100-110lm/W	>0.9	>2KV
BK02 50W	100-110lm/W	>0.9	>3KV
BK02 100W	100-110lm/W	>0.9	>5KV
BK02 150W	100-110lm/W	>0.9	>8KV
BK02 200W	100-110lm/W	>0.9	>8KV



100W-Light Distribution Curve



100W-Lux Distance Curve


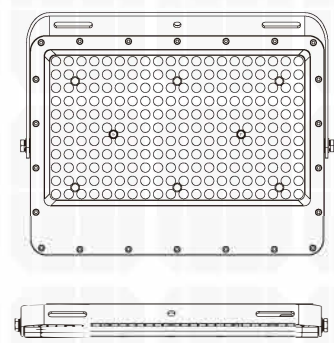
LED FLOOD LIGHT



BK03 SERIES
 10W 20W 30W 50W 100W
 150W 200W




FLOOD LIGHT SERIES



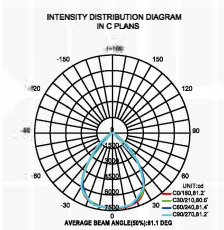
PRODUCT ADVANTAGES AND FEATURES

- Integrated cooling design, elegant, efficient
- Streamline design, beautiful appearance, no accumulation
- ADC12# die-casting aluminum case, excellent heat dissipation performance, durable
- Professional outdoor painting, stainless steel components, excellent anti-corrosion and anti-rusting performance, widely used in different environment
- Light transmittance up to 94%, easy to improve in the future

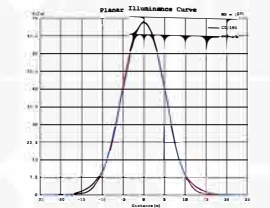


Product Technical Parameters

Model	Luminous	Power factor	SPD
BK03 10W	100-110lm/W	>0.9	>2KV
BK03 20W	100-110lm/W	>0.9	>2KV
BK03 30W	100-110lm/W	>0.9	>2KV
BK03 50W	100-110lm/W	>0.9	>2KV
BK03 100W	100-110lm/W	>0.9	>6KV
BK03 150W	100-110lm/W	>0.9	>8KV
BK03 200W	100-110lm/W	>0.9	>8KV



100W-Light Distribution Curve



100W-Lux Distance Curve

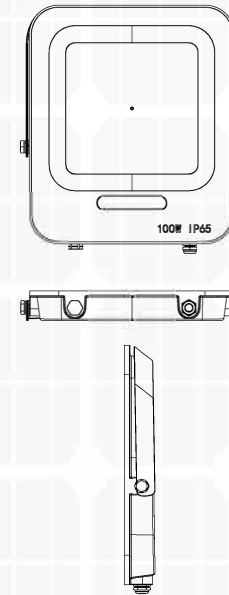
LED FLOOD LIGHT

IK03-E SERIES

10W 20W 30W 50W 100W
150W 200W 300W 400W 500W



FLOOD LIGHT SERIES



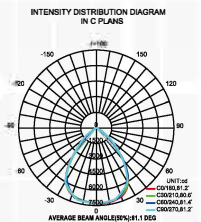
PRODUCT ADVANTAGES AND FEATURES

- Integrated cooling design, elegant, efficient
- Streamline design, beautiful appearance, no accumulation
- ADC12# die-casting aluminum case, excellent heat dissipation performance, durable
- Professional outdoor painting, stainless steel components, excellent anti-corrosion and anti-rusting performance, widely used in different environment
- Light transmittance up to 94%, easy to improve in the future

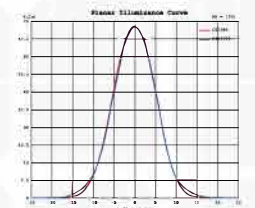


Product Technical Parameters

Model	Luminous	Power factor	SPD
IK03-E 10W	100-110lm/W	>0.9	>2KV
IK03-E 20W	100-110lm/W	>0.9	>2KV
IK03-E 30W	100-110lm/W	>0.9	>2KV
IK03-E 50W	100-110lm/W	>0.9	>2KV
IK03-E 100W	100-110lm/W	>0.9	>6KV
IK03-E 150W	100-110lm/W	>0.9	>8KV
IK03-E 200W	100-110lm/W	>0.9	>8KV
IK03-E 300W	100-110lm/W	>0.9	>8KV
IK03-E 400W	100-110lm/W	>0.9	>8KV
IK03-E 500W	100-110lm/W	>0.9	>10KV



100W-Light Distribution Curve




100W-Lux Distance Curve


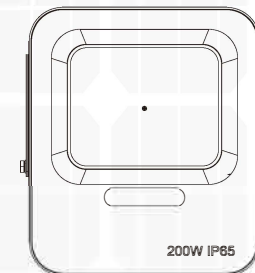
LED FLOOD LIGHT

IK03 SERIES

10W 20W 30W 50W 100W
150W 200W



FLOOD LIGHT SERIES



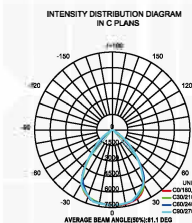
PRODUCT ADVANTAGES AND FEATURES

- Integrated cooling design, elegant, efficient
- Streamline design, beautiful appearance, no accumulation
- ADC12# die-casting aluminum case, excellent heat dissipation performance, durable
- Professional outdoor painting, stainless steel components, excellent anti-corrosion and anti-rusting performance, widely used in different environment
- Light transmittance up to 94%, easy to improve in the future

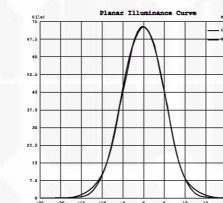


Product Technical Parameters

Model	Luminous	Power factor	SPD
IK03 10W	100-110lm/W	>0.9	>2KV
IK03 20W	100-110lm/W	>0.9	>2KV
IK03 30W	100-110lm/W	>0.9	>2KV
IK03 50W	100-110lm/W	>0.9	>2KV
IK03 100W	100-110lm/W	>0.9	>6KV
IK03 150W	100-110lm/W	>0.9	>8KV
IK03 200W	100-110lm/W	>0.9	>8KV



100W-Light Distribution Curve



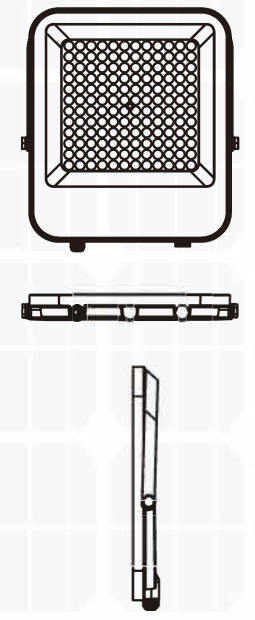
100W-Lux Distance Curve

LED FLOOD LIGHT

IK02-2 SERIES
 30W 50W 100W 150W 200W
 300W 400W



FLOOD LIGHT SERIES



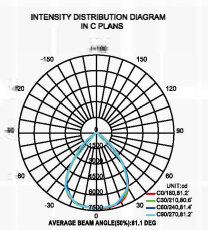
PRODUCT ADVANTAGES AND FEATURES

- Integrated cooling design, elegant, efficient
- Streamline design, beautiful appearance, no accumulation
- ADC12# die-casting aluminum case,excellent heat dissipation performance,durable
- Professional outdoor painting, stainless steel components, excellent anti-corrosion and anti-rusting performance, widely used in different environment
- Light transmittance up to 94%,easy to improve in the future

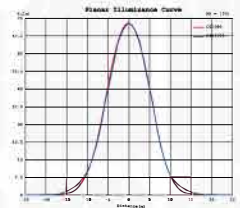


Product Technical Parameters

Model	Luminous	Power factor	SPD
IK02-2 30W	100-110lm/W	>0.9	>2KV
IK02-2 50W	100-110lm/W	>0.9	>2KV
IK02-2 100W	100-110lm/W	>0.9	>6KV
IK02-2 150W	100-110lm/W	>0.9	>8KV
IK02-2 200W	100-110lm/W	>0.9	>8KV
IK02-2 300W	100-110lm/W	>0.9	>8KV
IK02-2 400W	100-110lm/W	>0.9	>10KV



100W-Light Distribution Curve



100W-Lux Distance Curve

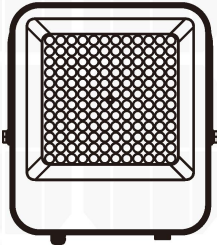
LED FLOOD LIGHT

IK02 SERIES

30W 50W 100W 150W 200W
300W 400W



FLOOD LIGHT SERIES



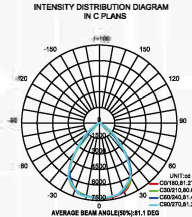
PRODUCT ADVANTAGES AND FEATURES

- Integrated cooling design, elegant, efficient
- Streamline design, beautiful appearance, no accumulation
- ADC12# die-casting aluminum case, excellent heat dissipation performance, durable
- Professional outdoor painting, stainless steel components, excellent anti-corrosion and anti-rusting performance, widely used in different environment
- Light transmittance up to 94%, easy to improve in the future

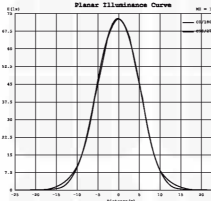


Product Technical Parameters

Model	Luminous	Power factor	SPD
IK02 30W	130-140lm/W	>0.9	>2KV
IK02 50W	130-140lm/W	>0.9	>3KV
IK02 100W	130-140lm/W	>0.9	>6KV
IK02 150W	130-140lm/W	>0.9	>8KV
IK02 200W	130-140lm/W	>0.9	>8KV
IK02 300W	130-140lm/W	>0.9	>8KV
IK02 400W	130-140lm/W	>0.9	>8KV



100W-Light Distribution Curve



100W-Lux Distance Curve

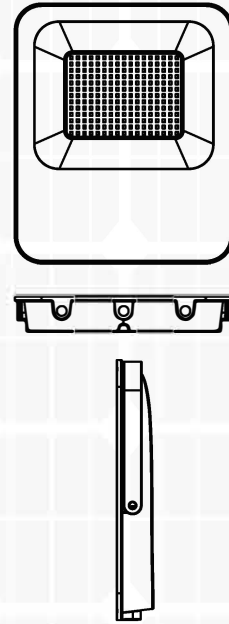
LED FLOOD LIGHT

IK01 SERIES

20W 30W 50W 100W
150W 200W



FLOOD LIGHT SERIES



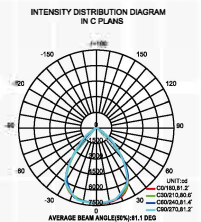
PRODUCT ADVANTAGES AND FEATURES

- Integrated cooling design, elegant, efficient
- Streamline design, beautiful appearance, no accumulation
- ADC12# die-casting aluminum case, excellent heat dissipation performance, durable
- Professional outdoor painting, stainless steel components, excellent anti-corrosion and anti-rusting performance, widely used in different environment
- Light transmittance up to 94%, easy to improve in the future

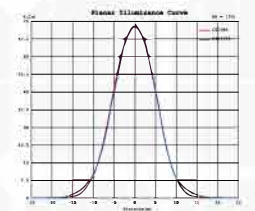


Product Technical Parameters

Model	Luminous	Power factor	SPD
IK01 20W	90-120lm/W	>0.9	>2KV
IK01 30W	90-120lm/W	>0.9	>2KV
IK01 50W	90-120lm/W	>0.9	>6KV
IK01 100W	90-120lm/W	>0.9	>8KV
IK01 150W	90-120lm/W	>0.9	>10KV
IK01 200W	90-120lm/W	>0.9	>10KV



100W-Light Distribution Curve



100W-Lux Distance Curve

LED FLOOD LIGHT

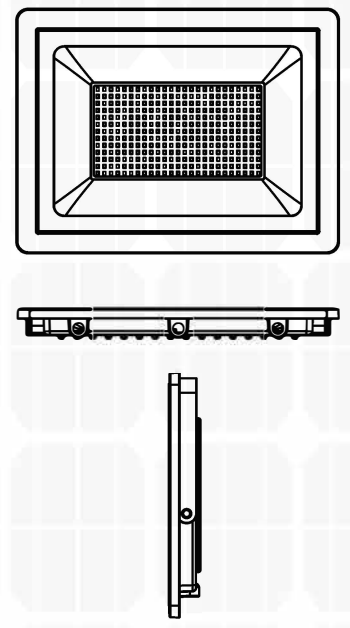


EK SERIES

10W 20W 30W 50W 100W
150W 200W



FLOOD LIGHT SERIES




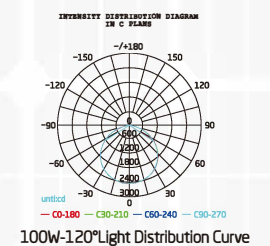
PRODUCT ADVANTAGES AND FEATURES

- Integrated cooling design, elegant, efficient
- Streamline design, beautiful appearance, no accumulation
- ADC12# die-casting aluminum case, excellent heat dissipation performance, durable
- Professional outdoor painting, stainless steel components, excellent anti-corrosion and anti-rusting performance, widely used in different environment
- Light transmittance up to 94%, easy to improve in the future



Product Technical Parameters

Model	Luminous	Power factor	SPD
EK 10W	80-90lm/W	>0.9	>2KV
EK 20W	80-90lm/W	>0.9	>2KV
EK 30W	80-90lm/W	>0.9	>2KV
EK 50W	80-90lm/W	>0.9	>3KV
EK 100W	80-90lm/W	>0.9	>6KV
EK 150W	80-90lm/W	>0.9	>8KV
EK 200W	80-90lm/W	>0.9	>8KV



LED FLOOD LIGHT

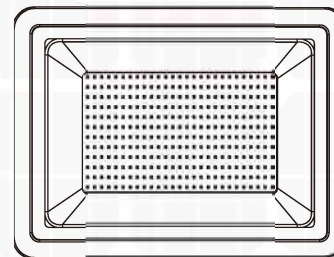


BK SERIES

10W 20W 30W 50W 100W
120W 150W 200W 300W



FLOOD LIGHT SERIES



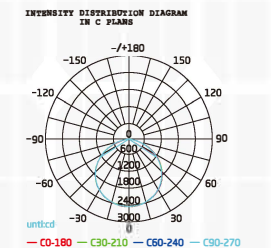
PRODUCT ADVANTAGES AND FEATURES

- Integrated cooling design, elegant, efficient
- Streamline design, beautiful appearance, no accumulation
- ADC12# die-casting aluminum case, excellent heat dissipation performance, durable
- Professional outdoor painting, stainless steel components, excellent anti-corrosion and anti-rusting performance, widely used in different environment
- Light transmittance up to 94%, easy to improve in the future

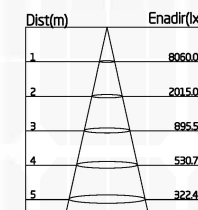


Product Technical Parameters

Model	Luminous	Power factor	SPD
BK 10W	80-90lm/W	>0.9	>2KV
BK 20W	80-90lm/W	>0.9	>2KV
BK 30W	80-90lm/W	>0.9	>2KV
BK 50W	80-90lm/W	>0.9	>3KV
BK 100W	80-90lm/W	>0.9	>6KV
BK 120W	80-90lm/W	>0.9	>8KV
BK 150W	80-90lm/W	>0.9	>8KV
BK 200W	80-90lm/W	>0.9	>8KV
BK 300W	80-90lm/W	>0.9	>10KV



300W-120° Light Distribution Curve



300W-120° Lux Distance Curve

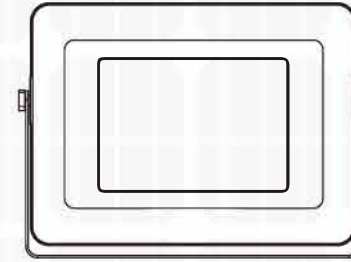
LED FLOOD LIGHT

AK SERIES

20W 30W 50W 70W
100W 150W 200W



FLOOD LIGHT SERIES



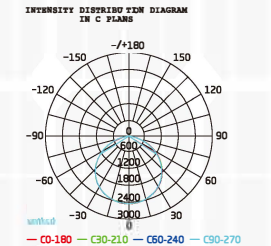
PRODUCT ADVANTAGES AND FEATURES

- Integrated cooling design, elegant, efficient
- Streamline design, beautiful appearance, no accumulation
- ADC12# die-casting aluminum case, excellent heat dissipation performance, durable
- Professional outdoor painting, stainless steel components, excellent anti-corrosion and anti-rusting performance, widely used in different environment
- Light transmittance up to 94%, easy to improve in the future

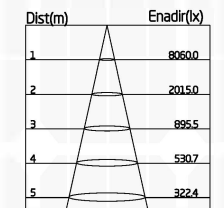


Product Technical Parameters

Model	Luminous	Power factor	SPD
AK 20W	90lm/W	>0.9	>2KV
AK 30W	90lm/W	>0.9	>2KV
AK 50W	90lm/W	>0.9	>3KV
AK 70W	90lm/W	>0.9	>3KV
AK 100W	90lm/W	>0.9	>6KV
AK 150W	90lm/W	>0.9	>8KV
AK 200W	90lm/W	>0.9	>8KV



300W-120° Light Distribution Curve



300W-120° Lux Distance Curve

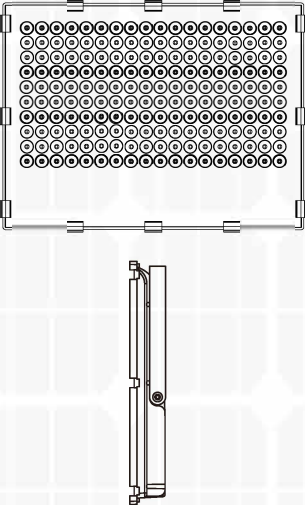
LED FLOOD LIGHT

LV SERIES

10W 20W 30W 50W
100W 150W 200W



FLOOD LIGHT SERIES




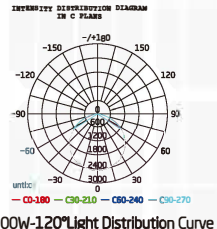
PRODUCT ADVANTAGES AND FEATURES

- Integrated cooling design, elegant, efficient
- Streamline design, beautiful appearance, no accumulation
- ADC12# die-casting aluminum case,excellent heat dissipation performance,durable
- Professional outdoor painting, stainless steel components, excellent anti-corrosion and anti-rusting performance, widely used in different environment
- Light transmittance up to 94%,easy to improve in the future



Product Technical Parameters

Model	Luminous	Power factor	SPD
LV 10W	100lm/W	>0.9	>2KV
LV 20W	100lm/W	>0.9	>2KV
LV 30W	100lm/W	>0.9	>2KV
LV 50W	100lm/W	>0.9	>6KV
LV 100W	100lm/W	>0.9	>8KV
LV 150W	100lm/W	>0.9	>10KV
LV 200W	100lm/W	>0.9	>10KV



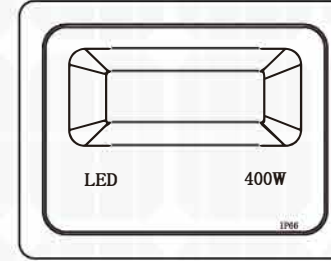
LED FLOOD LIGHT

CK SERIES

10W 20W 30W 50W
100W 150W 200W 400W



FLOOD LIGHT SERIES



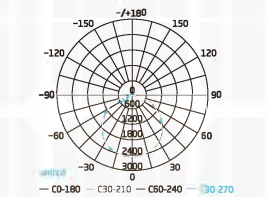
PRODUCT ADVANTAGES AND FEATURES

- Integrated cooling design, elegant, efficient
- Streamline design, beautiful appearance, no accumulation
- ADC12# die-casting aluminum case, excellent heat dissipation performance, durable
- Professional outdoor painting, stainless steel components, excellent anti-corrosion and anti-rusting performance, widely used in different environment
- Light transmittance up to 94%, easy to improve in the future

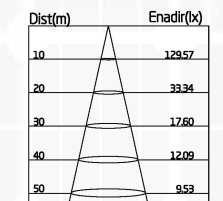


Product Technical Parameters

Model	Luminous	Power factor	SPD
CK 10W	100lm/W	>0.9	>2KV
CK 20W	100lm/W	>0.9	>2KV
CK 30W	100lm/W	>0.9	>2KV
CK 50W	100lm/W	>0.9	>3KV
CK 100W	100lm/W	>0.9	>4KV
CK 150W	100lm/W	>0.9	>8KV
CK 200W	100lm/W	>0.9	>8KV
CK 400W	100lm/W	>0.9	>10KV



400W-120° Light Distribution Curve



400W-120° Lux Distance Curve