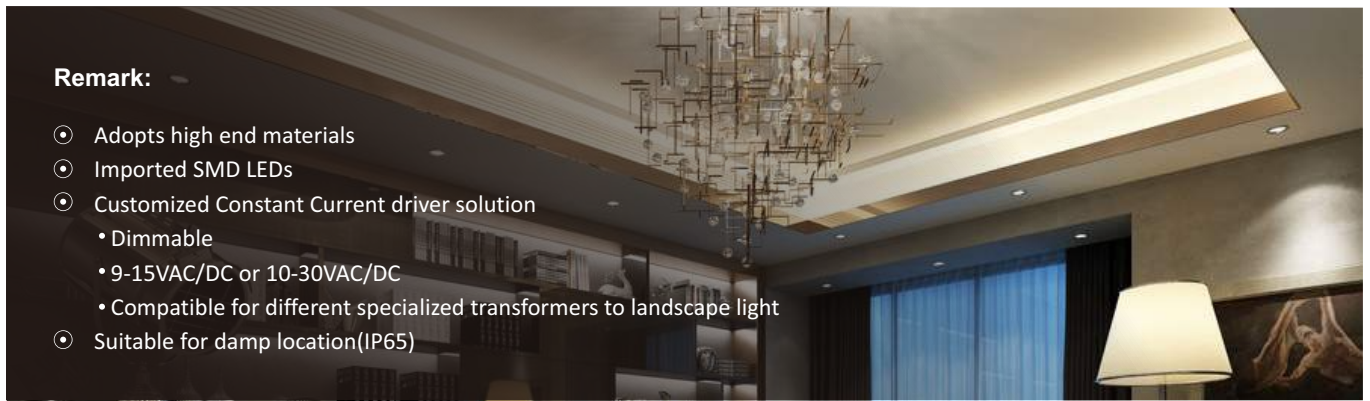


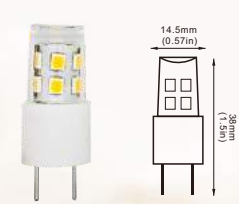
G8 bulb Series

Remark:


- ⊙ Adopts high end materials
- ⊙ Imported SMD LEDs
- ⊙ Customized Constant Current driver solution
 - Dimmable
 - 9-15VAC/DC or 10-30VAC/DC
 - Compatible for different specialized transformers to landscape light
- ⊙ Suitable for damp location(IP65)



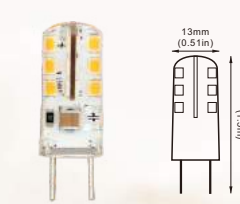
RD-G8-CP-3W




| | |
|-------------------|-------------------|
| Real Power | 2W |
| Light Source | 13pcs 2835 SMD |
| Lumen | 210Lm |
| Color Temperature | 2700-6500K |
| CRI | Ra>80 |
| Voltage | 120V AC |



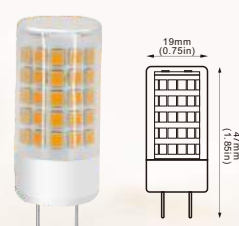
RD-G8-2W-SG



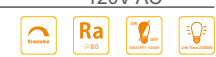
| | |
|-------------------|-------------------|
| Real Power | 1.6W |
| Light Source | 24pcs 2835 SMD |
| Lumen | 150Lm |
| Color Temperature | 2700-6500K |
| CRI | Ra>80 |
| Voltage | 120V AC |




RD-G8-CP-6W





| | |
|-------------------|-------------------|
| Real Power | 5W |
| Light Source | 64pcs 2835 SMD |
| Lumen | 600Lm |
| Color Temperature | 2700-6500K |
| CRI | Ra>80 |
| Voltage | 120V AC |



RD-G8-C-3W-D



| | |
|-------------------|-------------------|
| Real Power | 2.2W |
| Light Source | 15pcs 2835 SMD |
| Lumen | 220Lm |
| Color Temperature | 2700-6500K |
| CRI | Ra>80 |
| Voltage | 120V AC |

Attention:

- ⊙ Lifespan of the bulbs will be effected while working ambient temperature that higher 45°C/113°F.
- ⊙ The inner space of enclosed fixtures should be 5 times bigger than the size of the bulbs.
- ⊙ The dimming level for dimmable products would be under a certain dimmer,it is better to take samples for testing the dimming function.